

Red-Bag

Red-Bag

Engineers
Consultants
Software

User Day
April 2017



Ves Online

Home



This is the Red-Bag online web portal for Pressure Vessel Calculations

[Go to the web portal »](#)

(Login required)

PCC SOFTWARE

The Pipe Class Components software for easy access to strength calculations for pipe class specifications.

Available piping codes:

- ASME B31.1
- ASME B31.3
- ASME B31.4
- ASME B31.8
- EN 13480-3
- RToD
- EN 1594

VES SOFTWARE

Software for the design and mechanical calculation of pressure vessels and heat exchangers.

- AD 2000
- ASME VIII Division 1
- EN 13445-3
- RToD

[Learn more on the Red-Bag website »](#)

FLG SOFTWARE

The presentation shows the calculation of a standard piping flange in the VES application.

[Learn more »](#)

Ves Online

Ves in the Cloud

- Project Oriented
- User Cooperation
- Anywhere
- Always up-to-date

The screenshot displays the Red-Bag Online web application interface. The main content area features a table with the following data:

Project number	Description	Client	Location	Authority	Code	Release	Role
P-001	Demonstration project no.1	Demo-Client	Delft (NL)	ASME	ASME VIII Division 1	2013 (A)	Owner
P170406	Oil & Nafta	Dermi Oil	Ternuzen (NL)	ASME	ASME VIII Division 1	2014 (A)	Editor

Below the table, it indicates "Showing 1 to 2 of 2 entries" and provides "Previous" and "Next" navigation buttons. To the right of the table, there is a "Latest Activity" section with details for Project: P-001, Equipment: EB_EQ1, and Part: Head 001. Below this is a "News" section with entries for Red-Bag User Day (2017-04-12), EN1591-1 training (2016-11-16), and EN13445 calculation added (2016-11-05). A "License status" section shows ASME/ASME/ASME with a date of 6/30/2017.

At the bottom, there is a "P-001: Project co-workers" section with a table:

Account	Role
RB_tester1@red-bag.com	Owner
Ernst@Researchkitchen.net	Viewer

The interface also includes a search bar, navigation icons, and a footer with "© 2017 Red-Bag".

Ves Online

Flexible Licensing

The screenshot displays the Red-Bag Online user interface. At the top, there is a navigation bar with the Red-Bag logo and several utility icons. Below this, a breadcrumb trail shows 'Home / Manage'. The main content area is divided into several sections:

- Your Account:** A section for managing user details. It includes fields for Email (RB_tester1@red-bag.com), Phone, Password, and Language (English). There is an 'Update license status' button with an 'Update' sub-button.
- Claim voucher:** A section with a 'Claim voucher' button and a 'Voucher Code' input field.
- Activate License:** A section containing a table of available licenses and a 'Recipients' list.

Product Description	Duration	Remaining	Include
VES ASME All	3 Months	4	<input type="checkbox"/>
VES RTOD All	2 Months	4	<input type="checkbox"/>
VES EN13445 All	1 Year	2	<input type="checkbox"/>

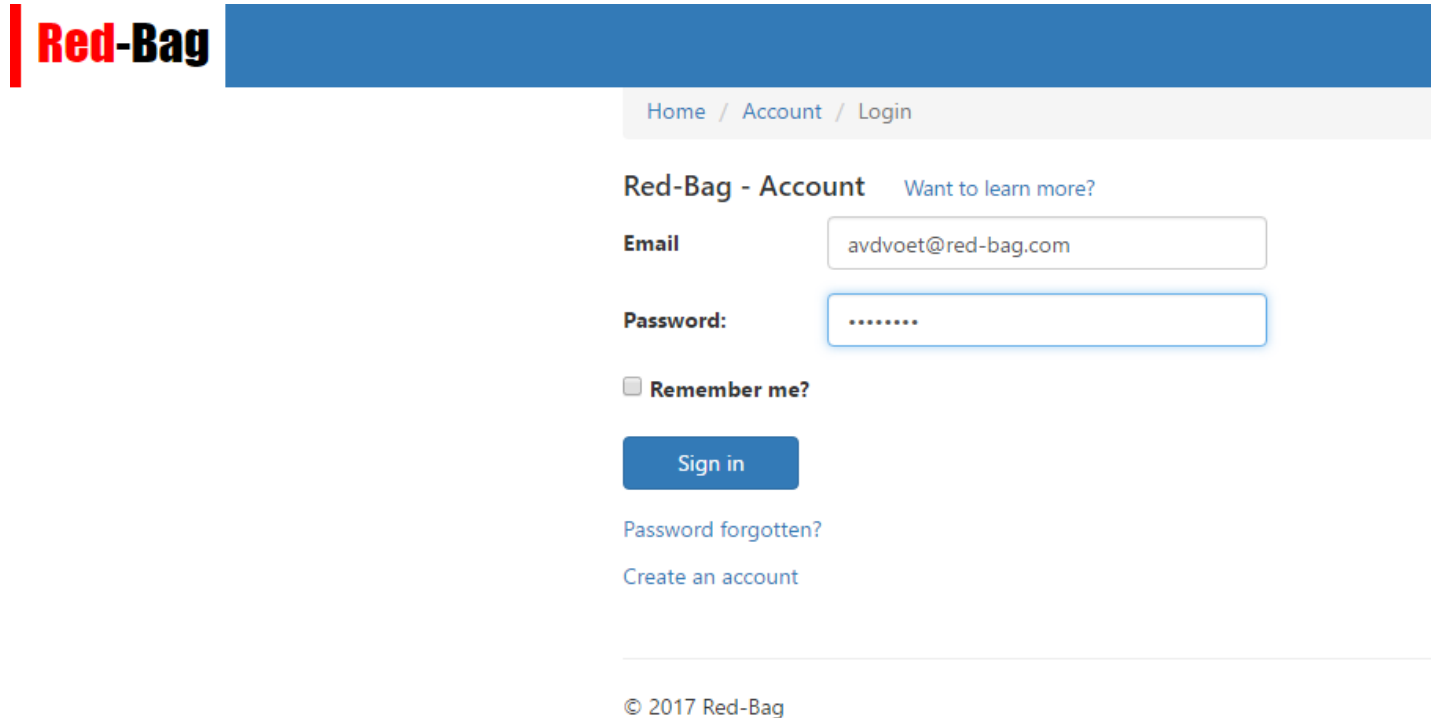
The 'Recipients' section shows a list of email addresses, with 'RB_tester1@red-bag.com' selected. An 'Activate License' button is located below the recipients list.

At the bottom, there is an 'Active Licenses' section with a table header:

Product	Module	Feature	Start Date	End Date	Days left
---------	--------	---------	------------	----------	-----------

Ves Online

Flexible User Management



Red-Bag

Home / Account / Login

Red-Bag - Account [Want to learn more?](#)

Email

Password:

Remember me?

[Sign in](#)

[Password forgotten?](#)

[Create an account](#)




© 2017 Red-Bag





Ves Online

User Interface

- Simple Uniform User Interface

Home / Project List



    

Ves Online

Excel Reporting

- Flexible Equipment Report Generator

Home / Project List: P-001 / Equipment List: EB_EQ1 / Create Report

Design Conditions  

Parts

Create Report

Shell1	Appendix 1-5	Include <input type="checkbox"/>	↓↑
	Appendix 1-8	Include <input type="checkbox"/>	
	UG-32(g)	Include <input checked="" type="checkbox"/>	
	UG-28(c)	Include <input checked="" type="checkbox"/>	
U-Tube 1	Tema Section 5	Include <input checked="" type="checkbox"/>	↓↑
Head 001	1-4(f)(2)	Include <input type="checkbox"/>	↓↑

Ves Online

Project & Equipment

- Multiple Design Conditions
- Multiple Parts per Condition

The screenshot shows a software window titled 'Red-Bag' with a blue header bar. Below the header, the text 'Edit Process Function and Design Conditions' is displayed. The interface contains several input fields and a table of design conditions.

Name	<input type="text" value="Tube side"/>		
Material Group	<input type="text" value="304L"/>		
Weld Examination	<input type="text" value="100%X-Ray"/>		
Insulation Thickness	<input type="text" value="50"/>		mm
Allowance	<input type="text" value="3"/>		mm

Load Case	Pressure		Temperature	
Design	<input type="text" value="0.5"/>	N/mm ²	<input type="text" value="250"/>	°C
Test	<input type="text" value="0.75"/>	N/mm ²	<input type="text" value="20"/>	°C
Vacuum	<input type="text" value="0.103"/>	N/mm ²	<input type="text" value="110"/>	°C

At the bottom of the dialog, there are two buttons: a green 'Save' button and a red 'Cancel' button.

Ves Desktop

Ves

- One Screen
- Desktop or Cloud Data
- In-screen Help
- Equipment Design Conditions

The screenshot displays the Ves Desktop software interface. On the left, there is a project tree with folders for 'Cover 1', 'Range 001', 'Range 002', and 'Appendix 2: Bolted flange connection'. The main window shows a table with technical specifications for a 'Bolted flange connection with ring type gaskets (Slip-On Ring Integral)'. The table includes columns for 'Number', 'Type', and 'Code', and rows for various parameters such as 'Design pressure', 'Design temperature', 'Material', 'Outside flange diameter', 'Bolt circle diameter', 'Nominal flange thickness', 'Material shell type', 'Bolt material', 'Number of bolts', 'Nominal bolt diameter', 'Bolt cross-sectional area per bolt', 'Gasket type/material', 'Gasket facing sketch no.', 'Gasket facing column no.', 'Outside gasket diameter', 'Gasket width', 'Gasket thickness', 'Gasket contact facing width', 'Gasket seating pressure', 'Gasket compression factor', 'Minimum operating bolt load', 'Minimum seating bolt load', 'Exchanger partition factor', 'Output: Material properties', and 'Output: Analysis data'.

On the right side of the interface, there are sections for 'Limitations', 'Integral flange type calculation', 'Loose flange type calculation', and 'Geometry and loads'. The 'Geometry and loads' section contains four diagrams illustrating different flange configurations: 'Integral hub flange (Integral type)', 'Welded neck/hub (Loose type with hub)', and two other views showing force distributions and dimensions like H_D , H_B , H_C , H_A , H_F , H_G , H_I , H_J , H_K , H_L , H_M , H_N , H_O , H_P , H_Q , H_R , H_S , H_T , H_U , H_V , H_W , H_X , H_Y , H_Z , H_{10} , H_{11} , H_{12} , H_{13} , H_{14} , H_{15} , H_{16} , H_{17} , H_{18} , H_{19} , H_{20} , H_{21} , H_{22} , H_{23} , H_{24} , H_{25} , H_{26} , H_{27} , H_{28} , H_{29} , H_{30} , H_{31} , H_{32} , H_{33} , H_{34} , H_{35} , H_{36} , H_{37} , H_{38} , H_{39} , H_{40} , H_{41} , H_{42} , H_{43} , H_{44} , H_{45} , H_{46} , H_{47} , H_{48} , H_{49} , H_{50} .

Ves Development

Quality Software

- Delivering Quality By Automated Tests

Ves Development

Code Document Framework

- Innovation
- Shorter Release Cycles
- Adaptable
- Implementing Knowledge